

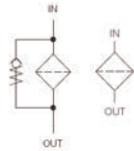


FS1 SERIES SUCTION STRAINERS

FS1 suction strainers are designed for direct mounting on the suction line, immersed in the oil tank, to protect the pump from coarse contamination.

TECHNICAL INFORMATION

HYDRAULIC SYMBOL



CONNECTION PORTS

from 3/8" to 4" BSP

MATERIALS:

Threaded connector:	Polyamide reinforced
End cap:	Zinc plated steel
Internal core:	Zinc plated steel
Bypass valve:	Polyamide reinforced

FILTER MEDIA:

Stainless steel wire mesh (125 μm and 60 μm)
Zinc plated steel wire mesh (250 μm)

BYPASS VALVE

setting 0,35 bar

DIFFERENTIAL COLLAPSE PRESSURE:

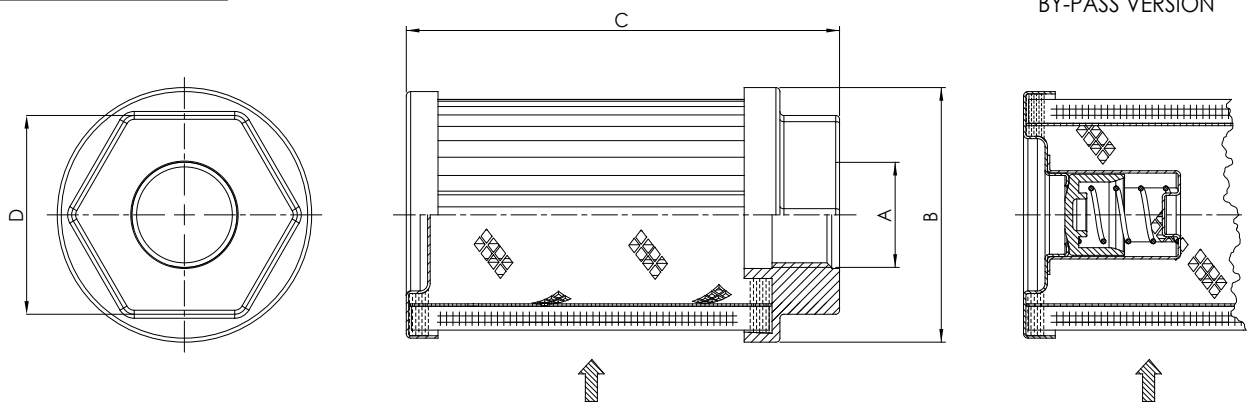
1 bar (ISO 2941)

OPERATING TEMPERATURE RANGE:

-20°C to 100°C

FLUID COMPATIBILITY:

According to ISO 2943, full with HL, HM, HV, HETG, HEPG, HEES, HFD-U, HFD-R, HFD-S.
For use with other fluid applications please contact Filtrec Customer Service (info@filtrec.it).

SIZES 10 to 40


MODEL	A (BSP)	B	C	D	FLOW RATE l/min (*)	WEIGHT Kg
FS110B2T125---	3/8"	46	91	36	16	0,10
FS111B3T125---	1/2"	46	106	36	26	0,12
FS120B4T125---	3/4"	64	109	50	45	0,20
FS121B5T125---	1"	64	139	50	65	0,22
FS130B6T125---	1 1/4"	86	139	65	110	0,36
FS133B7T125---	1 1/2"	86	200	65	150	0,40
FS134B8T125---	2"	86	260	75	240	0,50
FS140B8T125---	2"	150	151	110	240	0,80
FS142B9T125---	2 1/2"	150	212	110	380	0,98
FS143B10T125---	3"	150	272	110	500	1,10

--- no by-pass

B with by-pass (subject to MOQ)

T60 60 μm (subject to MOQ)

T125 125 μm

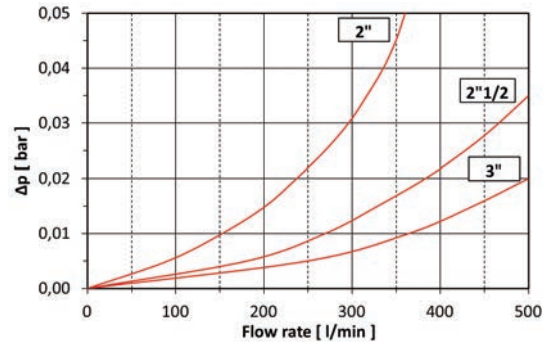
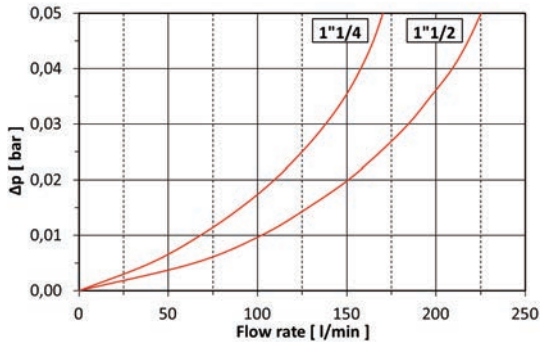
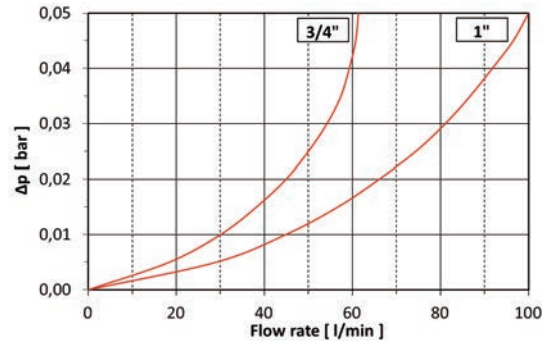
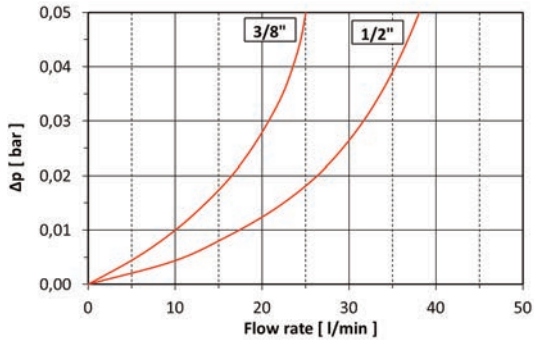
T250 250 μm (subject to MOQ)

N.B. The Flow Rate values given in the table refer to Δp 0,02 bar bar with clean element and oil having viscosity 32 cSt and specific gravity 0,872.

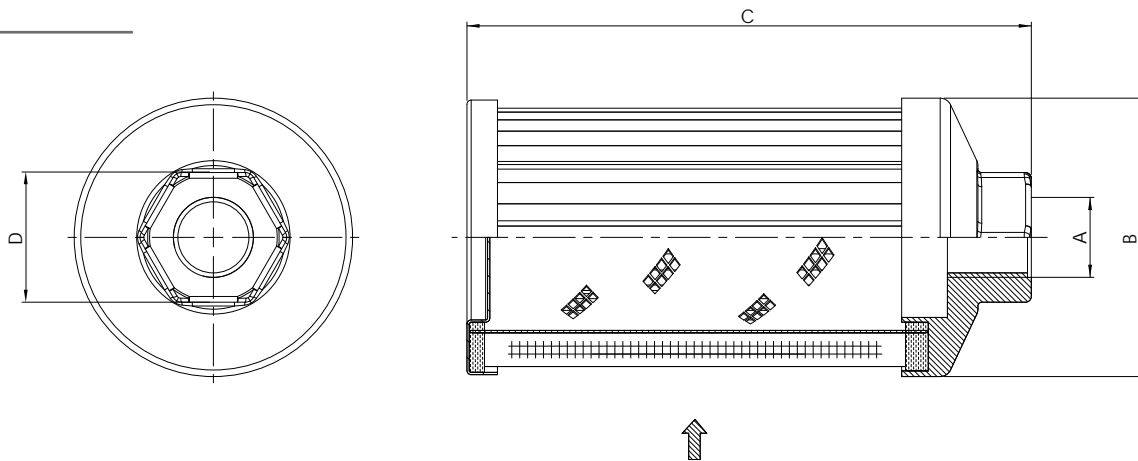
For different flow rates verify the pressure drop on the diagrams at page 3.

PRESSURE DROP DIAGRAMS

The pressure drop of these strainers is related to the connection size, indicated in the box.
 The maximum recommended pressure drop is 0,02 bar.



N.B. The above diagrams have been obtained at the FILTREC laboratory, according to the ISO 3968 specification, with oil having viscosity 32 cSt and specific gravity 0,872.

SIZES 50 to 91


MODEL	A (BSP)	B	C	D	FLOW RATE l/min (*)	WEIGHT Kg
FS150B2T125	3/8"	54	83	27	16	0,12
FS150B3T125	1/2"	54	83	27	26	0,12
FS160B3T125	1/2"	73	104	34	26	0,24
FS160B4T125	3/4"	73	104	34	45	0,24
FS162B5T125	1"	73	148	50	65	0,28
FS179B5T125	1"	102	110	60	65	0,35
FS170B6T125	1 1/4"	102	155	60	110	0,44
FS170B7T125	1 1/2"	102	155	60	150	0,50
FS173B7T125	1 1/2"	102	195	60	150	0,50
FS176B7T125	1 1/2"	102	228	60	240	0,60
FS176B8T125	2"	102	228	70	240	0,60
FS180B8T125	2"	130	202	98	250	0,80
FS180B9T125	2 1/2"	130	202	98	380	0,8
FS183B9T125	2 1/2"	130	235	98	380	1,00
FS186B10T125	3"	130	279	98	500	1,20
FS190B11T125	3 1/2"	178	390	140	600	2,60
FS191B12T125	4"	178	440	140	600	3,00

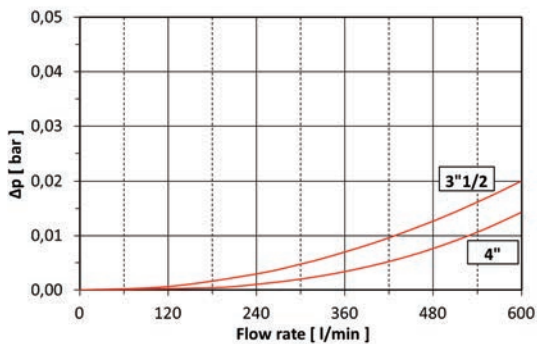
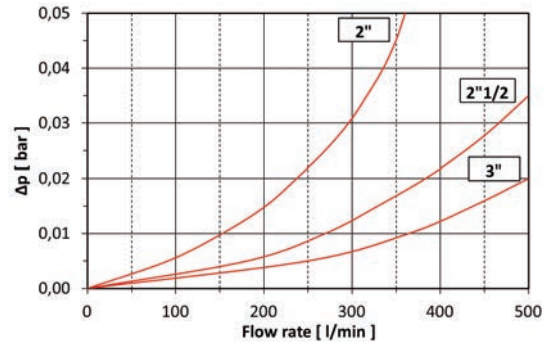
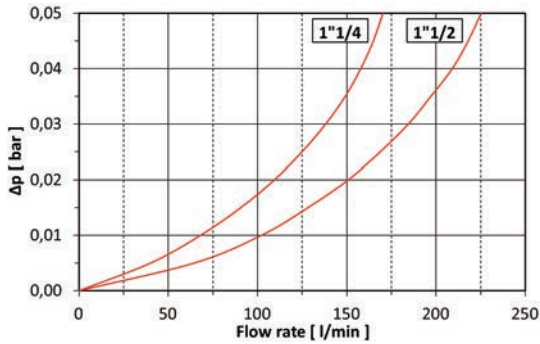
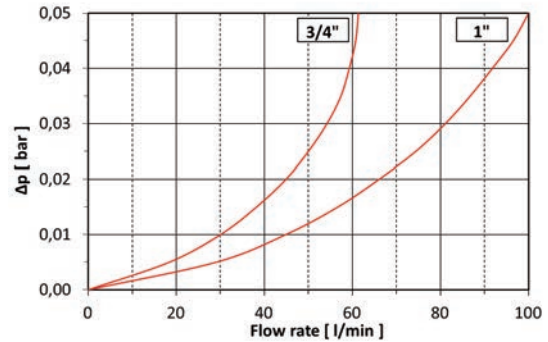
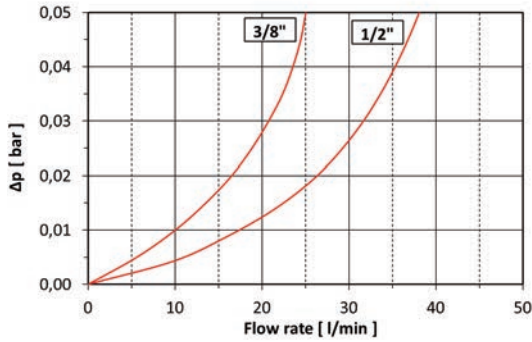
T60	60 μm (subject to MOQ)
T125	125 μm
T250	250 μm (subject to MOQ)

N.B. The Flow Rate values given in the table refer to Δp 0,02 bar with clean element and oil having viscosity 32 cSt and specific gravity 0,872.

For different flow rates verify the pressure drop on the diagrams at page 5.

PRESSURE DROP DIAGRAMS

The pressure drop of these strainers is related to the connection size, indicated in the box.
 The maximum recommended pressure drop is 0,02 bar.



N.B. The above diagrams have been obtained at the FILTREC laboratory, according to the ISO 3968 specification, with oil having viscosity 32 cSt and mass density in specific gravity 0,872.

USER TIPS

The suction strainer must be always largely sized to avoid any possible cavitation of the pump and port size equal or larger than the pump port.

The strainer must remain under the oil level in any operating condition.

The lower side of the strainer must be at a proper distance from the tank bottom, to avoid any risk of sucking deposited contamination or sludge.

The strainer must be located the most possible far away of the return filter's outlet; if not possible we recommend that a baffle keeps separate the return area from the suction area.

Here aside some mounting examples.

